



District Report Card: 2017


State: Haryana	District: Bhiwani
Class: 5	Subject: Language
Schools: 61	Students: 1127


Participation/Coverage


Students

<div>GENDER</div> <div></div>	Boys				Girls			
	Number		%		Number		%	
	518		45.96		609		54.04	

<div>AREA</div> <div></div>	Rural				Urban			
	Number		%		Number		%	
	982		87.13		145		12.87	

<div>CATEGORY</div> <div></div>	SC		ST		OBC		GEN	
	Number	%	Number	%	Number	%	Number	%
	579	51.38	0	0.00	319	28.31	229	20.32

<div>CWSN</div> <div></div>	LD	VI	HI	S&LD	ID	Oth
	4	0	0	4	5	2

<div>Management</div> <div></div>	Government			Government-aided		
	Number		%	Number		%
	1097		97.34	30		2.66

Average Performance of Students in Language (%)

Overall	Gender		Area		Management		Social Group			
	Male	Female	Rural	Urban	Govt.	Aided	SC	ST	OBC	GEN
55.17	55.82	54.63	55.53	52.78	55.32	49.78	53.76	0.00	56.28	57.21

Performance on Learning Outcomes (LOs)

Learning Outcomes	Description	Average Performance(%)
L504	Reads and comprehends independently storybooks, news items/ headlines, advertisements etc.	53.70
L508	Reads text with comprehension, locates details and sequence of events	55.91

Range of Performance of Students who Answered Correctly							
Below 30%		30% - 50%		50% - 75%		Above 75%	
Number	%	Number	%	Number	%	Number	%
178	15.79	266	23.60	453	40.20	230	20.41

Lowest Performing Learning Outcomes (LOs)

- 1 - Reads and comprehends independently storybooks, news items/ headlines, advertisements etc. (53.70)
- 2 - Reads text with comprehension, locates details and sequence of events (55.91)